

Daly College, Jr. School



Summer Vacation

It's summer time,
School vacations have begun,
Time for children to play,
And have fun in the sun
Now the children
Are out of school,
There are trees to climb,
And Swim in the pool.
Time to spend
With special friends,
And to chase their dreams
Until the days end....





Daly College, Jr. School, Indore

Holiday Homework Class IV

Dear Dalians,

Greetings from DC !

It's time for a fun filled and relaxing summer break. Summer Vacation is the best time to explore and create memories and acquire new skills. It is time for loads of ice cream, time to get pampered to no end and of course bonding with cousins. School is fun too, with learning happening always, summer vacation can also be a time for learning with lots of activities around. Here are a few tasks for you to be completed during the vacations. Do remember to complete the given tasks after reading them carefully.

HAPPY HOLIDAYS!

TASKS TO DO:-

ENGLISH

1. Reading is a key to learning. Not only it increases the vocabulary, concentration and attention span but also improves the creativity and imagination.

Read minimum three books from the list given below .

- The Indian in the Cupboard by Lynne Reid Banks
- Anne of Green Gables by Lucy Maud Montgomery
- The Bird with Golden Wings by Sudha Murti
- Chocolate Factory by Roald Dahl

- James and the Giant Peach by Roald Dahl
- The Room on the Roof by Ruskin Bond

2. Interview your grandparents to know them better by discussing their likes, dislikes etc. and the activities they used to do during their childhood days. Paste or draw a picture of your grandparents and fill the questionnaire in the attached template.

3. Cooking time: Cook a simple dish with your grandparents and write its recipe. Click its picture and paste it in the attached template.

4. Read the newspaper regularly during your holidays. Get five pictures from a paper. Paste them in a chart and give a caption to each picture.

Some Tips to make this holiday special:

* Have a family dinner every day of the holidays.

Participate in household chores & spend more time with your family members.

* Stay Fit, Stay Healthy - Play your favourite game / sport regularly.

* Stay indoors.

* Involve in creative activities and keep updating your knowledge.

* Appreciate Nature - Go for long walks in a park or garden with your family and friends. Minimize the wastage of resources like water, fuel and electricity.


* Good manners are the key - Respect your parents, grandparents and all elders. Use three magical words (Sorry, Please and Thank you).

* Must do:- Eat healthy food and drink lots of water & juices.

Learn the poems given for the English and Hindi Choral Recitations . Poems will also be available on our school website; www.dalycollege.org

***** The School Re-opens on 19th June 2024 *****

An Interview With _____



Where and what year were you born?

Where did you go to school and who was your favorite teacher?

Who was your best friend and what did you like to do together?

What was your favorite game or toy when you were my age?

What was the best thing about where you grew up?

What is one of your favorite memories?

What do you remember most about the day we met?



Find more printables for children at [scholastic.com/parents/activities-and-printables](https://www.scholastic.com/parents/activities-and-printables)



Recipe


From the Kitchen of

Title:

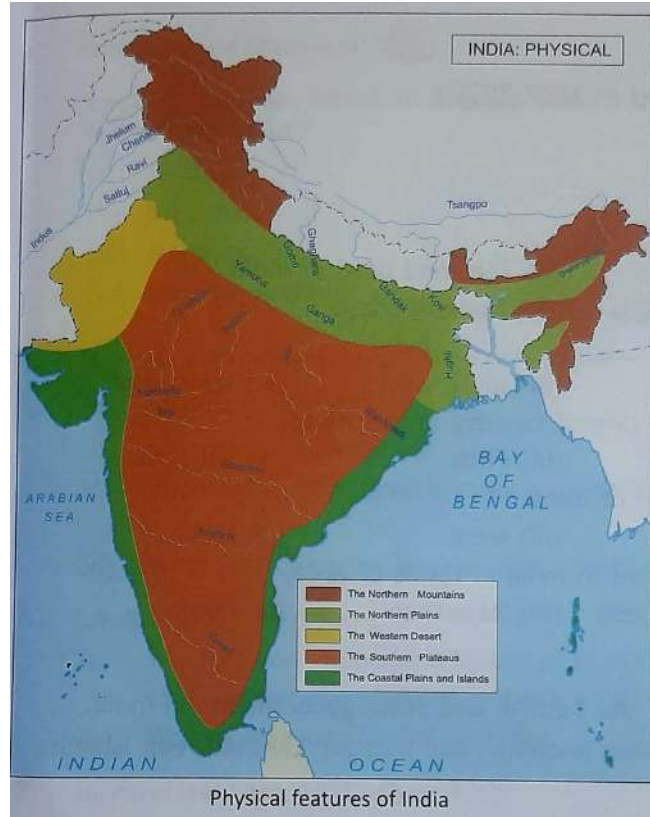
Ingredients:

Directions:

Photo:



SOCIAL SCIENCE HOLIDAY HOMEWORK GRADE IV



Collect information about **any one** of the following Physical Features of India -

1. The Northern Mountains 2. The Northern Plains 3. The Western Desert 4. The Southern Plateau 5. The Coastal Plains and the Islands (All topics are from your Social Science text book). The work to be done on A4 or A3 size sheet as per the instructions given. Paste pictures to supplement the information such as life of the people, states which come under these physical features, rivers, location, climate, vegetation, occupation, festivals, tourist places, national parks etc. The text should be handwritten, not printed. Do not forget to mention your name, class and section. Please put an appropriate heading on the front page of your scrapbook/ booklet/A 4 size sheet.

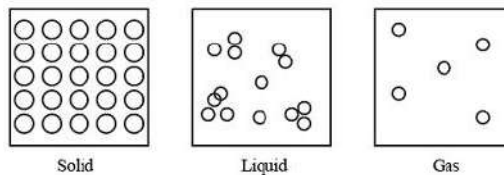
Submit it to your Social Science teacher when school reopens after the summer vacation.

Holiday Homework

Class 4 (Science)

This activity should be completed on an A4 size sheet.

*With the help of grains show molecular arrangement of solid, liquid, and gas.



*Draw any ten examples from your surroundings and categorize them into solids, liquids, and gases based on their properties.



Daly College, Jr. School

Subject: Hindi

Class: 4 ग्रीष्मावकाश गृहकार्य

दिनांक _____ नाम _____

* दी गई कविता 'सामूहिक कविता पाठ के लिए याद कीजिए।

* नीचे दिया गया अनुच्छेद पढ़ो और पूछे गए प्रश्नों के उत्तर लिखो :

क्रिसमस प्रेम और आत्मीयता की भावना उत्पन्न करने वाला त्योहार है। यह हर वर्ष २५ दिसंबर को मनाया जाता है। यह अपने साथ खुशियाँ और आनंद लाता है। यों तो क्रिसमस ईसाइयों का पवित्र त्योहार है पर अन्य जातियों और धर्मों के लोग भी इस उत्सव में सम्मिलित होते हैं। भाईचारे की यह भावना अनुपम है। आज से सैकड़ों वर्ष पूर्व यीशू का जन्म बेतलहम में हुआ था। इनके पिता का नाम जोज़फ़ और माता का नाम मरियम अथवा मैरी था। जाति से यहूदी होने के कारण ये सुरक्षा के लिए एक नगर से दूसरे नगर में आसरा खोज रहे थे। जेरूसलम की ओर जाते समय ये बेतलहम नामक गाँव में रुके। वहाँ अस्तबल में शिशु ईसा मसीह ने जन्म लिया। ईसा मसीह के जन्म लेते ही आकाश में एक जगमगाता तारा उगा।

(क) क्रिसमस कैसा त्योहार है ?

(ख) क्रिसमस वर्ष में कब मनाया जाता है?

(ग) यीशू का जन्म कहाँ हुआ था?

(घ) यीशू के पिता और माता का नाम क्या था?

(ङ) ईसा मसीह के जन्म लेते ही आकाश में क्या उगा?

• चित्र वर्णन-



***दिए गए शब्दों की सहायता से कविता पूरी करिए।**

(काटा, मिलकर, चावल - चीनी, खीर,
सब्जियाँ)

चिड़िया लाई -----,

चूहा लाया आटा।

हरी ----- तोता लाया,

धोकर उनको -----।

----- बनी और बनी पूरियाँ,

सबने ----- खाया,

कामचोर कौए का मन,


देख - देख ललचाया।



- परियोजना कार्य (Project): " "आओ बनाए अपनी किताब"
अकबर -बीरबल की कोई एक कहानी सुंदर लिखावट में लिखकर ,
चित्रों के साथ अपनी कहानी सीख के साथ लिखिए और किताब का
सुंदर कवर पृष्ठ बनाकर उस पर अपना नाम लिखिए।

(Size: 8×6)

वर्ग पहेली में से सभी महीनों के नाम ढूँढिए।



जु	मा	र्च	अ	ग	स्त	ड
ला	ड	ट	अ	क्तू	ब	र
ई	सि	त	म्ब	र	ल	फ
अ	ह	जू	न	क	प	र
प्रै	म	न	व	म्ब	र	व
ल	दि	स	म्ब	र	म	री
ड	ज	न	व	री	ई	ज

१).....	२).....	३).....
४).....	५).....	६).....
७).....	८).....	९).....
१०).....	११).....	१२).....

• नीचे दी गई वर्ग-पहेली में से उत्तर लिखिए -

दे	दी	थ	क	र	ण	त	मौ
व	हिं	दी	क	बे	म	स	खि
ना	दा	ख	खी	ना	ग्ला	भा	क
गा	ज	मु	न	क	षा	ली	भा
री	रु	म	लि	खि	ता	भा	षा
गु	रो	भा	पि	षा	अं	ग्रे	जी

- १)- भारत की राष्ट्रभाषा है -.....
- २)- भाषा के शुद्ध रूप का ज्ञान कराता है -.....
- ३)- अंतराष्ट्रीय भाषा है -
- ४)- हिंदी भाषा की लिपि -.....
- ५)- बोलना और सुनना भाषा का रूप है -.....



Math Holiday Home Work

Class IV

Use your knowledge of counting and of place value to order and compare.

Instructions: Do it on colorful A4 size sheets, make a front cover and submit in separate folder.

A) Research some rivers:

Find ten of the world's longest rivers. They must be more than 1000km long.

For each river, find:

- i) the length in kilometers.
- ii) the countries or continent that the river flows through.
- iii) an interesting numerical fact about the river.
- iv) Order your rivers from the longest to the shortest.
- v) Round the lengths of your rivers to the nearest 10 km and the nearest 100 km.
- vi) Write the lengths of rivers in words.
- vii) Write the expanded form of lengths of rivers.
- viii) Present your river facts in an interesting way.

B) Indian Monuments are known worldwide for its beauty. The monuments are the standing examples of mathematical symmetry. Find any two monuments of India which are symmetrical in design and paste pictures on an A4 sheet. Show lines of symmetry.

C) Make a "Tables" mat (tables 2 to 12) and laminate it. Do it on Colorful A4 size sheets. You can make any designs of flowers, colour it. Find the pictures given below for your reference.





DALY COLLEGE, JR. SCHOOL, INDORE

CHORAL RECITATION

Class IV-A

The Pedlar's Caravan

I wish I lived in a caravan,
With a horse to drive, like the pedlar man!
Where he comes from nobody knows,
Or where he goes to, but on he goes!

His caravan has windows, two,
And a chimney of tin, that the smoke comes through;
He has a wife, with a baby brown,
And they go riding from town to town!

"Chairs to mend and delf to sell!"
He clashes the basins like a bell;
Tea-trays, baskets, ranged in order,
Plates with the alphabet round the border!

The roads are brown and the sea is green,
But his house is just like a bathing machine;
The world is round and he can ride,
Rumble and splash to the other side!

With the pedlar-man I should like to roam,
And write a book when I came home;
All the people would read my book,
Just like the Travels of Captain Cook!

William Brighty Rands



DC
EDUCATION SINCE 1870

DALY COLLEGE, JR. SCHOOL, INDORE

CHORAL RECITATION

Class IV B

Be glad your nose is on your face

Be glad your nose is on your face,
not pasted on some other place,
for if it were where it is not,
you might dislike your nose a lot.

Imagine if your precious nose
were sandwiched in between your toes,
that clearly would not be a treat,
for you'd be forced to smell your feet.

Your nose would be a source of dread
were it attached atop your head,
it soon would drive you to despair,
forever tickled by your hair.

Within your ear, your nose would be
an absolute catastrophe,
for when you were obliged to sneeze,
your brain would rattle from the breeze.

Your nose, instead, through thick and thin,
remains between your eyes and chin,
not pasted on some other place—
be glad your nose is on your face!

-Jack Prelutsky



CHORAL RECITATION

Class IV C

Mr. Nobody

I know a funny little man,
As quiet as a mouse,
Who does the mischief that is done
In everybody's house!
There's no one ever sees his face,
And yet we all agree
That every plate we break was cracked
By Mr. Nobody.

'Tis he who always tears out books,
Who leaves the door ajar,
He pulls the buttons from our shirts,
And scatters pins afar;
That squeaking door will always squeak,
For prithee, don't you see,
We leave the oiling to be done
By Mr. Nobody.

He puts damp wood upon the fire
That kettles cannot boil;
His are the feet that bring in mud,
And all the carpets soil.
The papers always are mislaid;
Who had them last, but he?
There's no one tosses them about
But Mr. Nobody.

The finger marks upon the door
By none of us are made;
We never leave the blinds unclosed,
To let the curtains fade.
The ink we never spill; the boots
That lying round you see
Are not our boots,—they all belong
To Mr. Nobody.



DALY COLLEGE, JR. SCHOOL, INDORE

CHORAL RECITATION

Class IV D

Poor Old Jonathan Bing

Poor old Jonathan Bing.

He went out in his carriage to visit the king.

But everyone pointed and said,

"Look at that!

Jonathan Bing has forgotten his hat!"

He'd forgotten his hat.

Poor old Jonathan Bing

went home and put on his best hat for the king.

But up by the palace,

a soldier said,

"Hi! You can't see the king!

You've forgotten your tie!"

He'd forgotten his tie.

Poor old Jonathan Bing,

Went home and put on a beautiful tie for the king.

But when he arrived, an archbishop said,

"Ho! You can't come to court in pajamas, you know!

You can't come to court in pajamas, you know!"

Poor old Jonathan Bing,

Went home and addressed a short note to the king:

"If you please will excuse me, I won't come to tea.

Cause home's the best place for all people like me."

Home's the best place for all people like me.

Poor old Jonathan Bing

- Beatrice Curtis Brown



THE DALY COLLEGE, JR SCHOOL

Class – 4A

NAME _____

SECTION _____

सामूहिक कविता पाठ

“किसान”

नहीं हुआ है अभी सवेरा , पूरब की लाली पहचान ,
चिड़ियों के जगने से पहले , खाट छोड़ उठ गया किसान ।
खिला -पिला कर बैलों को ले करने चला खेत पर काम ,
नहीं कभी त्योहार न छुट्टी उसको नहीं कभी आराम ।
गरम - गरम लू चलती सन-सन धरती जलती तवे समान
तब भी करता काम खेत पर बिना किए आराम किसान ।
बादल गरज रहे गड-गड बिजली चमक रहीं चम-चम-चम
मूसलाधार बरसता पानी जरा न रुकता लेता दम ।

हाथ-पाँव ठिठुर जाते हैं घर से बाहर निकले कौन ?

फिर भी आग जला खेतों की रखवाली करता वह मौन ।

है किसान को चैन कहाँ , वह करता रहता हर दम काम ,

सोचा नहीं कभी भी उसने घर पर रह करना आराम ।

— सत्यनारायण लाल



नाम : _____

नमस्ते, आज हम कक्षा चौथी "ब" के बच्चे एक कविता सुनाने जा रहे हैं, जिसका नाम है-
'अगर ये पल जाते, यहीं ठहर' इसके कवि - भगवती प्रसाद द्विवेद जी हैं।

अगर ये पल जाते, यहीं ठहर

पर्वत, झरना, नदी, नहर

जीवन जाता यहीं ठहर !

कभी तितलियों के संग उड़ना

बुलबुल जैसा गाना,

कभी फुदकती गौरैया से

घुल-मिलकर बतियाना।

लग जाते पैरों में पर

ये पल जाते यहीं ठहर !

कभी पतंग लूटने को

हुड़दंगी दौड़ लगाना,

आँधी में दौड़-दौड़कर

बगिया से आम चुराना।

मगर लकड़सुँघवा का डर

भरमाते क्षण, यहीं ठहर !

जान-बूझकर भीग-भीग
बारिश में खूब नहाना,
इधर उछलना, उधर फिसलना
बस्ता ले गिर जाना।
बरसे मेघ छहर-छहर
बरसाती दिन, यहीं ठहर!

'ताल तलैया में कागज़ की
नैया' का तैराना,
कुत्ते, बिल्ली, बछड़ों को
ललकार, खूब दौड़ाना।
मेढक बन करते टर्-टर्
रट्टू मनवा, यहीं ठहर !

दादी माँ से ज़िद कर नियमित
कथा-कहानी सुनना,
राजा-रानी, परीलोक के
अनगिनत किस्से बुनना।
खरहे-सा भागता पहर
रुक जा, थम जा, यहीं ठहर !

कवि - भगवती प्रसाद द्विवेद



Daly College, Jr. School

Subject: Hindi

Class: IV C

Date:-

Name:

सामूहिक कविता पाठ

वीर तुम बढे चलो

वीर तुम बढे चलो ! धीर तुम बढे चलो,
वीर तुम बढे चलो ! धीर तुम बढे चलो,
हाथ में ध्वजा रहे, बाल दल सजा रहे,
ध्वजा कभी झुके नहीं, दल कभी रुके नहीं ।
वीर तुम बढे चलो धीर तुम बढे चलो।।

सामने पहाड़ हो, सिंह की दहाड़ हो,
तुम निडर डरो नहीं, तुम निडर डटो वहीं।
वीर तुम बढे चलो धीर तुम बढे चलो।।

प्रात हो कि रात हो, संग हो न साथ हो,
सूर्य से बढे चलो, चंद्र से बढे चलो।
वीर तुम बढे चलो धीर तुम बढे चलो।।

एक ध्वज लिए हुए, एक प्रण किए हुए.
मातृभूमि के लिए पितृभूमि के लिए,
वीर तुम बढे चलो धीर तुम बढे चलो।।

अन्न भूमि में भरा, वारि भूमि में भरा,
यत्न कर निकाल लो, रत्न भर निकाल लो।
वीर तुम बढे चलो धीर तुम बढे चलो।।

श्री द्वारिकाप्रसाद माहेश्वरी



DC
EDUCATION SINCE 1870

THE DALY COLLEGE, JR SCHOOL

Class – 4D

NAMESECTION.....

सामूहिक कविता पाठ

“पढ़ना-लिखना सीखो”

पढ़ना -लिखना सीखो

ओ मेहनत करने वालों ।

क ख ग घ को पहचानो , अलिफ को पढ़ना सीखो

अ आ इ ई को हथियार बनाकर लढ़ना सीखो ।

ओ सड़क बनाने वालों , ओ भवन उठाने वालों ,

खुद अपनी किस्मत का , फ़ैसला अगर तुम्हें करना है ,

ओ बोझ ढोने वालों , ओ रेल चलाने वालों ,

अगर देश की बागडोर को ,कब्जे में करना है ।

क ख ग घ को पहचानो , अलिफ को पढ़ना सीखो

अ आ इ ई को हथियार बनाकर लढ़ना सीखो ।

पूछो , मजदूरी की खातिर लोग भटकते क्यों हैं ?

पूछो , तुम्हारी सूखी रोटी पर , गिद्ध लपकते क्यों हैं ?

पूछो , तुम्हारी मेहनत का फल सेठ गटकते क्यों हैं ?

पूछो , तुम्हारे जैसे सड़कों पर भटकते क्यों हैं ?

पढ़ो , लिखा है दीवारों पर , मेहनत कश का नारा ,

पढ़ो , पोस्टर क्या कहता है , वह भी दोस्त तुम्हारा ।

पढ़ो , अगर अंधविश्वासों से , है पाना छुटकारा ,

पढ़ो किताबें कहती हैं - सारा संसार तुम्हारा ।

क ख ग घ को पहचानो , अलिफ को पढ़ना सीखो

अ आ इ ई को हथियार बनाकर लढ़ना सीखो ।

पढ़ना -लिखना सीखो

ओ मेहनत करने वालों ।

--- सफदर हाशमी