



Name \_\_\_\_\_ Section \_\_\_\_\_

## **HAPPY HOLIDAYS**

### **Make them more meaningful and enjoyable!!**

- **Make compost- Put dry leaves, vegetable and fruit peels, used tea leaves in a pit and cover it with soil. Let it remain for 30 days. Compost is ready.**
- **Keep a bowl of water and grain on the roof/balcony for birds.**
- **Lend a helping hand, help your parents in arranging your room, cupboard.**
- **Limit watching TV to one hour. Spend time with your grandparents.**
- **Avoid video games instead learn to play Chess, Scrabble, Monopoly & Carom Board.**
- **Learn to play some sport – chess, football, badminton, etc.**
- **Watch sports and cheer for your favourite team!**
- **Join hobby classes, learn the basics of a musical instrument**
- **Spend time with your family and relatives**
- **Share your favourite toy/book with a child in need**
- **Make a Bird Feeder for birds**
- **Make a Sun Catcher**

**‘No Water, no Life’- Let’s Save Water this Summer! It’s in our hands. Be a water hero ‘Save Water’.**

**“Do your summer vacation homework yourself.**

**The school reopens on 19<sup>th</sup> June’2024**



Daly College, Jr. School

Subject: English

Class: II

## ENGLISH

**“There are many little ways to enlarge your child's work.**

**Love of books is the best of all.”**

Dear Parents,

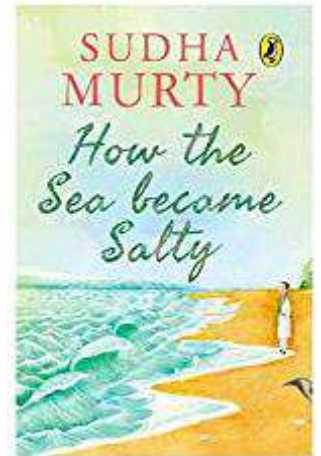



This summer let us read, read and read with our children. Needless to state reading has a lot of benefit in your child's growth. Here are few reading benefits:-

- Supported cognitive development
- Improved language skills
- Preparation for academic success
- Developing a special bond with your child
- Increased concentration and discipline
- Improved vocabulary, imagination and creativity
- Cultivating. lifelong love of reading

To facilitate this journey here are few books recommendations by us:-

List of few books that you can get for your child to read :-

1. Good Night Stories for Rebel Girls ( 1 and 2)
2. The Gopi Diaries: Coming Home by SudhaMurty
3. The Magic of the Lost Temple by SudhaMurty
4. Grandma's Bag of Stories by SudhaMurty
5. When I grow up I want to be ( part 1 and 2)
6. Jack and the Beanstalk
7. Little Red and the Very Hungry Lion
8. Illustrated Grimm's Fairy Tales
9. Enid Blyton



## STEP

1. Take your child to the book store. Please help your child read the story blurb before buying a book.
2. 3 review sheets are given in the following pages. Help them read 3 different books and let them fill it up. Remind them they will be rewarded for reading the maximum number of story books. Xerox the review sheets in case the child intends to read more.
3. Choose 10 different words from the books read and frame sentences with them.
4. A poem for Inter class English Elocution to be held in June is on the last page of the English notebook. Kindly make your child learn the poem.
5. You may also refer to this link for more books :-

<https://www.scholastic.com/parents/books-and-reading/book-lists-and-recommendations/series-characters-authors/popular-series-6-7-year-olds.html>

<https://momlovesbest.com/books-for-7-year-olds>

<https://storyweaver.org.in/en/reading-programme/1>



# Fiction: book report

Title:


Author:

Characters (people in the story). What are their names?  
Age? Did you like them? Why did you like them? Describe them:



Did you enjoy reading it?  
Was it fun or sad?


What happened in the story? What was it about?



Would you recommend it?

How many pages did you read?

Date:





# My Book Review



Name: \_\_\_\_\_ Date: \_\_\_\_\_

Title of Book: \_\_\_\_\_

Author: \_\_\_\_\_ Number of pages: \_\_\_\_\_

Characters: Who is in the story?

---

---

Setting: Where does the story take place?

---

---

Plot: What is the story about?

---

---

---

---

Vocabulary - Share 3 words from your book, look them up and write down what they mean:

1. \_\_\_\_\_

2. \_\_\_\_\_

3. \_\_\_\_\_

# Sequencing

Write a sentence and draw a picture to show the correct order of events from the story.


**First**

---

---

---

---




**Next**

---

---

---

---




**Then**

---

---

---

---




**Last**

---

---

---

---





# English Project

The children will make a mobile on parts of speech using their creativity.

Topic - \_\_\_\_\_

Reference image –





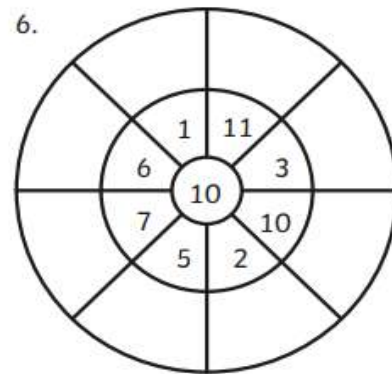
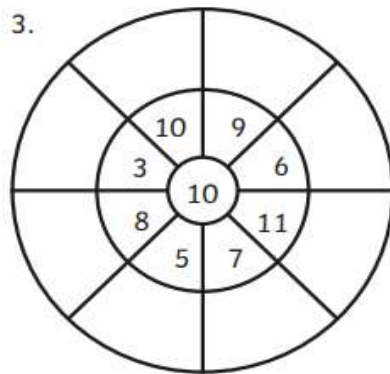
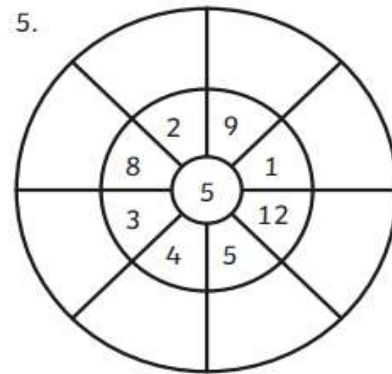
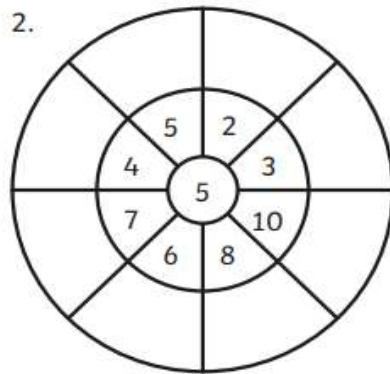
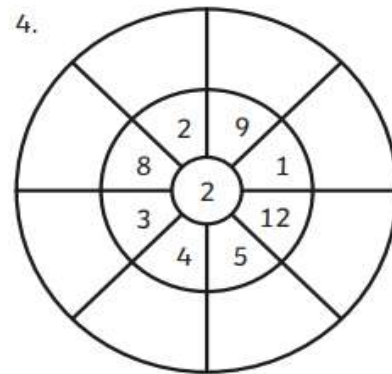
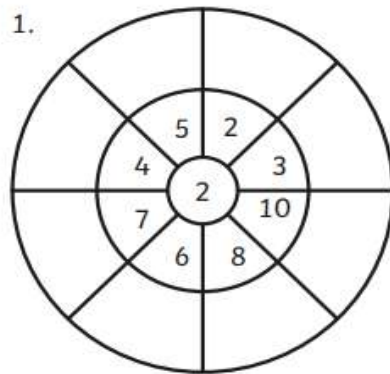
# MATH

pure  
**MATHEMATICS**  
is, in its own  
way, the  
**POETRY**  
of logical ideas



## Multi

## Wheels



## Math Project

The child will make a number line starting from \_\_\_\_\_  
to \_\_\_\_\_ on a thick khadi, casement or any thick cloth  
measuring half a metre in length and 6 inches in width.

This will be a roll on number line that will be their TLM for  
addition, subtraction, skip counting and rounding off

The Video link is shared for your reference.

<https://youtu.be/a0cdAiMF0ik?si=0LhzhV0JAX-ve3an>



Daly College, Jr. School

Subject: EVS

## Assignment -1

### Food survey:

Carry out a survey of foods that people in your family eat (for 5 days). Ask them what they ate for their last meal. Design and complete a table to record your findings. Include whether each food is from plants or animals. (refer to pg.15 of your textbook)

<b>Days</b>	<b>Food they ate in their last meal</b>	<b>Was it from plants or animals</b>
<b>Day 1</b>		
<b>Day 2</b>		
<b>Day 3</b>		
<b>Day 4</b>		
<b>Day 5</b>		

## Assignment -2

### Diet Chart:

Plan a Healthy Diet chart in your scrapbook or on a A-3 size sheet for any meal of the day (breakfast, lunch or dinner) which includes all the types of food, eg. (use pictures from old magazines or draw)

1. Bread and cereal (wheat, rice, oats, barley etc.)
2. Protein (eggs, meat, beans, peas, lentils, nuts, soy products etc.)
3. Fat and Sugar (candies, chocolates, ice-cream etc.)
4. Milk and Dairy (milk, yogurt, cheese, soy milk etc.)
5. Fruits and Vegetables (all types of fruits and vegetables)

## **Assignment -3**

### **Poster on Self/Good Hygiene:**

Make a poster on Self/Good hygiene showing what all things you do to keep yourself clean and hygienic. For this use a A-3 size sheet, draw or paste pictures with a little write-up on each and laminate the sheet.  
(Refer to page 21 of your workbook)

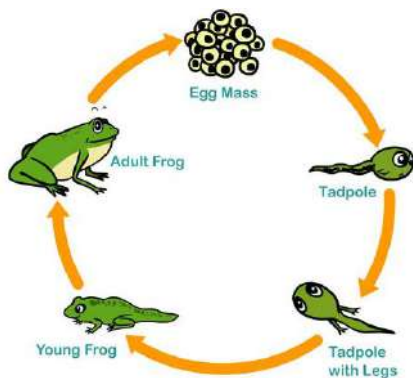
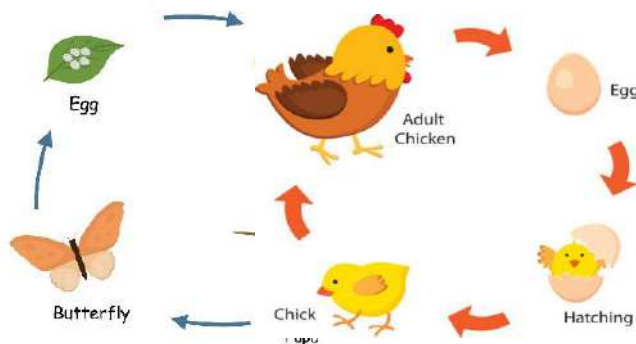
# Assignment -4

## Researching adults and their offspring:

❖ Refer to page 25 of your student book. Choose one of the animal cycle below (only one):

1. egg---chick---chicken
2. egg---caterpillar---pupa---butterfly
3. spawn---tadpole---frog


❖ Find out how the offspring develop into adults.  
❖ Make a paper plate presentation. Use one plate for each stage of the animal's life. On the last plate, draw or paste picture of what the adult looks like. (use pictures from the internet)



नाम- \_\_\_\_\_ विभाग- \_\_\_\_\_ दिनांक- \_\_\_\_\_

### ग्रीष्मावकाश (गृहकार्य)

❖ चित्रको देखते हुए अपने अनुसार कुछ पंक्तियाँ लिखिए-

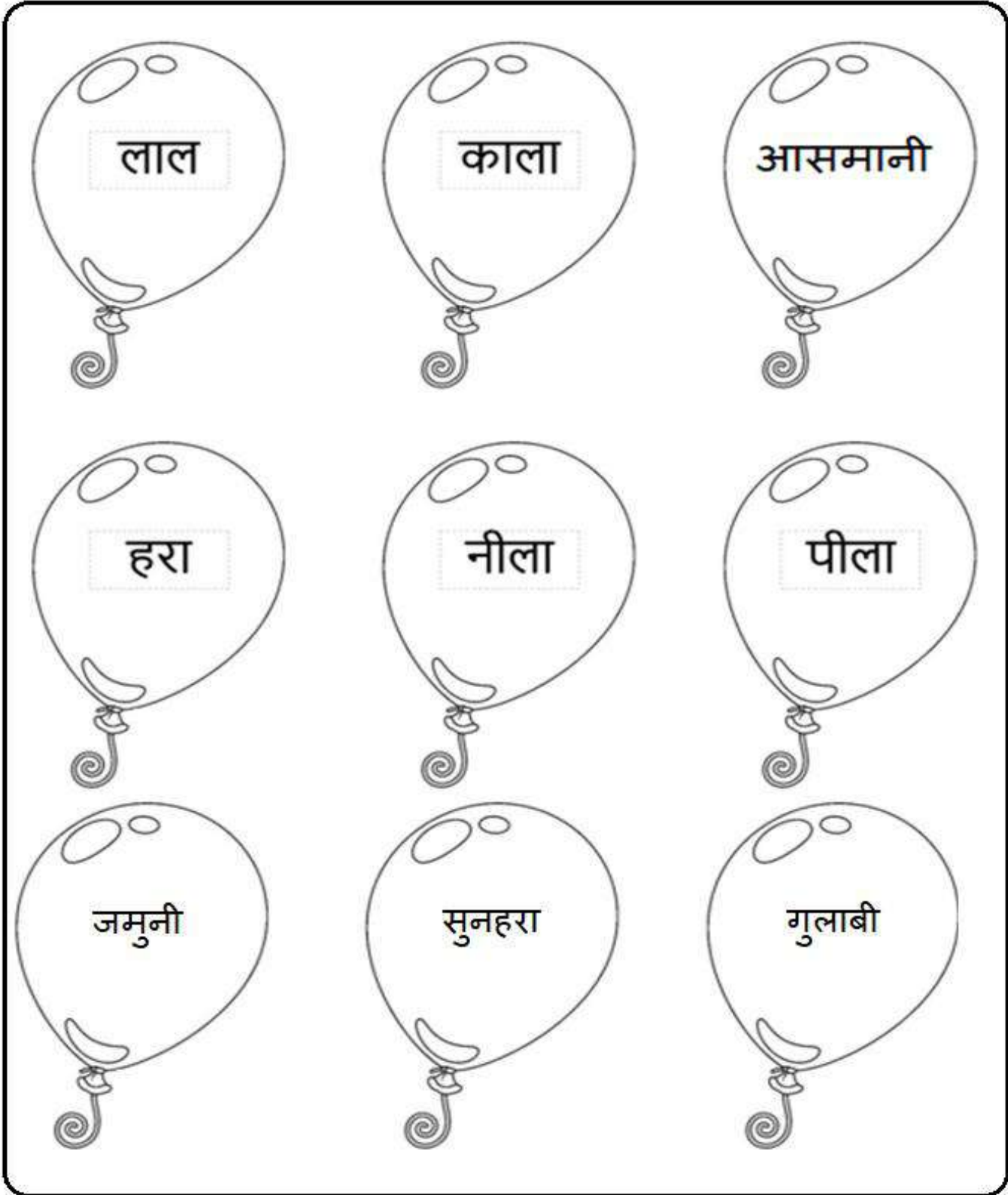


-----  
-----  
-----  
-----  
-----  
-----  
-----





गुब्बारोंमेंरंगोंकेनामकेअनुसाररंगभरिए -:



## ❖ अपठित गद्यांश : पढ़िए और चित्र में रंग भरिए-



### कैलाश

कैलाश एक दस साल का लड़का है जिसके पास एक कैमरा है। उसे तस्वीर लेना बहुत पसंद है। आज उसने एक सुंदर मैना देखी। वह उसकी तस्वीर लेने पैदल निकल पड़ा। वह दूर मैदान तक गया। लेकिन मैना न दिखी। तभी एक सैनिक मिला। जो सैर पर निकला था। उसने बताया कि मैना एक पेड़ पर बैठी है। कैलाश पेड़ के पास गया। उसने मैना की तस्वीर कैमरे में कैद कर ली। अब उसके पैर थक चुके थे। वह बैलगाड़ी में बैठकर घर वापस आ गया।

### ❖ प्रश्नों के उत्तर लिखिए-

1 - कैलाश के पास क्या था? उत्तर-----

2 - कैलाश किसकी तस्वीर लेने गया? उत्तर-----  
-----

3- कैलाश को रास्ते में कौन मिला? उत्तर-----  
---

4 - कैलाश तस्वीर लेने कहाँ तक गया? उत्तर-----  
-----

5- कैलाश किस पर बैठकर घर आया? उत्तर-----  
-----

## ❖ अपठितगद्यांश :जंगल

जंगलमेंएकतालाबहै।तालाबमेंमछलियाँतैररहीहै।तालाबकेकिनारेएकमेंढकबैठाहै।वहीएकपेड़है, जिसपरएकतोताबैठाहै।पेड़केनीचेहरी-हरीघासऔरकुछफूलोंकेपौधेहै।फलोंपरतितलियाँबैठीहै।

### प्रश्नोंकेसहीजवाबपरगोलाबनाइए-

1. तालाबकहाँथा?  
(i) घरमें(ii) जंगलमें(ii)तालाबमें
2. तालाबमेंकौनतैररहाथा?  
(i) मेंढक(ii) मछली(ii)तितली
3. पेड़परकौनबैठाथा?  
(i) तोता (ii) मोर (iii)तितली
4. पेड़केनीचेकिसकेपौधेथे?  
(ii) मोर(ii) तितली(ii) फूल
5. फलोंपरकौनबैठाथा?  
(ii) चिड़िया(ii) मोर(ii) तितली

## वर्गपहेली

❖ निम्नवर्गपहेलीमेंसेसब्जियोंकेनामखोजकरउनखानोंमेंरंगभरिएऔरनीचेलिखिए-

मू	लौ	की	तो	क	रौं	दा	चौ
ली	चु	कं	द	र	सिं	ला	ल
से	भिं	गा	प्या	अ	ई	घा	सौ
क	म	डी	ज	द	भ	सी	ड़ा
रे	ट	मा	ट	र	मे	बैं	बं
ला	र	ह	पा	क	थी	ग	द
ब	थु	आ	ल	ह	सु	न	गो
क	हू	लू	क	फू	ल	गो	भी

-----

-----

-----

-----

-----

-----

-----

-----

-----

\*\*\*\*\*



Daly College, Jr. School, Indore

Class II A – Poem Recitation

# The Tummy Beast

BY ROALD DAHL

One afternoon I said to mummy,  
“Who is this person in my tummy?  
“Who must be small and very thin  
“Or how could he have gotten in?”  
My mother said from where she sat,  
“It isn’t nice to talk like that.”  
“It’s true!” I cried. “I swear it, mummy!  
“There *is* a person in my tummy!  
“He talks to me at night in bed,  
“He’s always asking to be fed,  
“Throughout the day, he screams at me,  
“Demanding sugar buns for tea.  
“He tells me it is not a sin  
“To go and raid the biscuit tin.  
“I know quite  
well it’s awfully wrong  
“To guzzle food the whole day long,  
“But really I can’t help it, mummy,  
“Not with this person in my tummy.”  
“You horrid child!” my mother cried.  
“Admit it right away, you’ve lied!”  
“You’re simply trying to produce  
“A silly asinine excuse!  
“*You* are the greedy guzzling brat!  
“And that is why you’re always fat!”  
I tried once more, “*Believe me*, mummy,  
“There is a person in my tummy.”

“I’ve had enough!” my mother said,  
“You’d better go at once to bed!”  
Just then, a nicely timed event  
Delivered me from punishment.  
Deep in my tummy something stirred,  
And then an awful noise was heard,  
A snorting grumbling grunting sound  
That made my tummy jump around.  
My darling mother nearly died,  
“My goodness, what was that?” she cried.  
At once the tummy voice came through,  
It shouted, “Hey there! Listen you!  
“I’m getting hungry! I want eats!  
“I want lots of chocs and sweets!  
“Get me half a pound of nuts!  
“Look snappy or I’ll twist your guts!”  
“*That’s him!*” I cried. “*He’s in my tummy!*  
“So now do you believe me, mummy?”

But mummy answered nothing more,  
For she had fainted on the floor.

## My Ice Cream Is Melting

My ice cream is melting  
this hot sunny day.  
I'm licking it quick but  
it's dribbling away.

My ice cream is melting.  
It's starting to drip  
all over my fingers,  
my chin, and my lip.

My ice cream is melting.  
I can't make it stop.  
It's hitting the ground with  
a splash and a plop.



My ice cream has melted  
and turned into ooze.  
It was on a cone but  
it's now on my shoes.

— Kenn Nesbitt

## Daly College, Jr. School, Indore

### Class II D– Poem Recitation

# Saw My Teacher on a Saturday



Saw my teacher on a Saturday!  
I can't believe it's true!  
I saw her buying groceries,  
like normal people do!

She reached for bread and turned around,  
and then she caught my eye.  
She gave a smile and said, "Hello."  
I thought that I would die!

"Oh, hi . . . hello, Miss Appleton,"  
I mumbled like a fool.  
I guess I thought that teacher types  
spend all their time at school.

To make the situation worse,  
my mom was at my side.  
So many rows of jars and cans.  
So little room to hide.

*Oh, please, I thought, don't tell my mom  
what I did yesterday!*  
I closed my eyes and held my breath  
and hoped she'd go away.

Some people think it's fine to let  
our teachers walk about.  
But when it comes to Saturdays,  
they shouldn't let them out!





Daly College, Jr. School, Indore

Class II C– Poem Recitation

## Today I Wrote this Poem

--Kenn Nesbitt

*Today I wrote this poem,  
but I'm not sure if it's good.  
It doesn't have the things  
my teacher says a poem should.*

*It doesn't share the feelings  
I have deep inside of me.  
It hasn't any metaphors  
and not one simile.*

*It's missing any narrative.  
Alliteration too.  
It isn't an acrostic,  
diamante, or haiku.*

*There's nothing that's personified.  
It doesn't have a plot.  
I'm pretty sure that rhyming  
is the only thing it's got.*

*It sure was fun to write it,  
and I think it's long enough.  
It's just too bad it's missing  
all that great poetic stuff.*

*I put it on my teacher's desk  
and, wow, she made a fuss.  
She handed back my poem  
with an A++++!*



**RiSE**



Date: -----

Name: -----

सामूहिक कविता पाठ

चौराहे की तीन सहेलियाँ

चौराहे पर तीन बतियाँ,  
एक-एक करके जलती रहतीं,  
किसे रोकना, किसे भेजना,  
अपनी-अपनी कहती रहतीं।


लाल जले तो रुकते सारे,  
मोटर गाड़ी, रिक्शा वाले,  
हरी जले खुश होते सारे,  
झटपट आगे बढ़ते सारे

तैयार रहो, यह पीली कहती,  
लाल-हरी के बीच में रहती,  
जब वह लप-लप करके जलती.  
चलो संभलकर हमसे कहती।

नियम का पालन ये सिखलातीं.  
खतरों से भी हमें बचाती.  
तीन सहेलियाँ चौराहे की,  
आपस में कुछ-न- बतलातीं ।

-डॉ. पीयूष कुमार शर्मा

सुबह



गरम गरम लड्डू सा सूरज,  
लिपटा बैठा लाली में ,  
सुबह सुबह रख आया कौन,  
इसे आसमान की थाली में।

मूँदी आँख खोली कलियों ने,  
चिड़ियों ने गाया गाना,  
गुन गुन करते भवरों ने,  
खिलते फूलों को पहचाना।



तभी आ गई फुदक फुदक कर,  
एक तितलियों की टोली,  
मधुमक्खियों ने मधु रस लेकर,  
भर डाली अपनी झोली।

उठो उठो हम लगे काम पर,  
तब आगे बढ़ पाएँगे,  
वे क्या पाएँगे जीवन में,  
जो सोते रह जाएँगे।



Daly College Junior School, Indore

सामूहिक कविता पाठ

Subject - Hindi Class-2c

## वन की शोभा - वन के प्राणी

{ नमस्कार हम कक्षा २ "स" के बच्चे आपके समक्ष एक कविता प्रस्तुत करने जा रहे हैं जिसका शीर्षक है - " वन की शोभा - वन के प्राणी " जिसने वन के जानवरों की जानकारी दी गई है }

वन में वृक्षों की हरियाली , पशुओं की भी शान निराली ।

जंगल में जब सिंह दहाड़े , मन में डर के बजे नगाड़े ।

भूखे शेर गुफा से आते , हिरन देखकर मार गिराते ।

मस्ती भरी चाल के साथी , वन में मिल जाते हैं हाथी ।

डाली पत्ते चट कर जाते , गन्ने बहुत मजे से खाते ।

हिरण कुलाँचे भरते रहते , हरी घास को चरते दिखते ।

लंबी गर्दन है जिराफ़ की , उसकी शोभा चित्रकला सी ।

घास पत्तियाँ खा लेते हैं ,और किसी से क्या लेते हैं ।

बंदर उछलकूद है करते , डाली डाली पर है फिरते ।

बच्चों बात हमारी मानो , हिंसक पशुओं को पहचानो

घने जंगल में जाना सीखो , इनसे प्राण बचाने सीखो ।

सभी पशु हैं बहुत निराले ,कोई भूरे कोई काले ।

सब पशुओं की बात ये जानी , वन की शोभा वन के प्राणी ।

**धन्यवाद**



Daly College Junior School, Indore

सामूहिक कविता पाठ

Subject - Hindi Class-2d

{ नमस्कार हम कक्षा २ "द" के बच्चे आपके समक्ष एक कविता प्रस्तुत करने जा रहे हैं जिसका शीर्षक है - "हम गप्पी कहलाते " इस कविता के कवि हैं "श्री योगेन्द्र दत्त शर्मा "}

करते हम दिन - रात  
हवा से बात  
नहीं धरती पर आते ;  
हम बातों के शेर  
ना करते देर  
दूर की कौड़ी लाते !  
हमने सूरज चाँद  
सभी को फाँद  
सितारों को चूमा है;  
नभ में चारों ओर  
मचाता शोर  
हमारा मन घूमा है !  
ऊँचे बड़े पहाड़  
और ये ताड़  
हमारे आगे झुकते ;  
हम धरती के लाल  
बजाते गाल  
नहीं तिल भर भी रुकते !  
हम यारों के यार  
लुटाते प्यार  
सभी का मन बहलाते  
पर किस्मत का फेर  
बड़ा अंधेर  
कि हम गप्पी कहलाते !

\*\*\*\*\*धन्यवाद