



Daly College, Jr. School, Indore

Class 1

Name: _____ Class: I Section: _____

HAPPY HOLIDAYS

Make them more meaningful and enjoyable!!

- **Make compost- Put dry leaves, vegetable and fruit peels, used tea leaves in a pit and cover it with soil. Let it remain for 30 days. Compost is ready.**
- **Keep a bowl of water and grain on the roof/balcony for birds.**
- **Lend a helping hand, help your parents in arranging your room, cupboard.**
- **Limit watching TV to one hour. Spend time with your grandparents.**
- **Avoid video games instead learn to play Chess, Dobble, Scrabble, Monopoly & Carrom Board.**
- **Learn to play some sport – chess, football, badminton, etc.**
- **Watch sports and cheer for your favourite team!**
- **Join hobby classes, learn the basics of a musical instrument**
- **Spend time with your family and relatives**
- **Share your favourite toy/book with a child in need**
- **Make a Sun Catcher**

‘No Water, no Life’- Let’s Save Water this Summer! It’s in our hands. Be a water hero ‘Save Water’.

“Do your summer vacation homework yourself.”

*****The School Re-opens on 19th June 2024*****

ENGLISH

“There are many little ways to enlarge your child’s work.

Love of books is the best of all.”

Dear parents,

This summer let us read, read and read with our children. Needless to state reading has a lot of benefit in your child’s growth. Here are few reading benefits:-

- Supported cognitive development
- Improved language skills
- Preparation for academic success
- Developing a special bond with your child
- Increased concentration and discipline
- Improved vocabulary, imagination and creativity
- Cultivating. lifelong love of reading

To facilitate this journey here are few books recommendations by us:-

1. Ladybird IY Tuck Box Level 1
2. Keywords with Peter and Jane Level 1 A
3. Bob book Set 1
4. Grandma’s Bag of Stories by Sudha Murty

You may also refer to this link for more books:-

<https://www.scholastic.com/parents/books-and-reading/book-lists-and-recommendations/series-characters-authors/popular-series-6-7-year-olds.html>

***Take your child to the book store. Please help your child read the story blurb before buying a book.**

1) Frame one sentence each with 15 words given below in the English Notebook.

- | | | | |
|---------|---------|----------|------------|
| 1. I | 5. can | 9. we | 13. he |
| 2. my | 6. play | 10. it | 14. she |
| 3. see | 7. the | 11. red | 15. family |
| 4. like | 8. is | 12. have | |

Put the heading holiday homework on top. In each sentence where the given word is coming, please underline it with a colour pencil. **Marks will be given for English project based on these sentences for LC 1.**

2) A poem for Inter class **English Elocution and Hindi Elocution** which will be held in July are stuck in the respective notebooks. **Kindly make your child learn the poem.**


SCIENCE

*Any one instrument rain gauge, wind vane or anemometer to be made by the child. **Marks will be given for EVS project based on this project for LC 1.**

Assignment 1

1) Making of a **rain gauge** to measure rainfall in the rainy season.

1 Make a rain gauge by using the top of a plastic bottle.



2 Add some pebbles to the bottle and add water until they are covered.

3 Turn the top of the bottle over to be a funnel.

4 Tape a ruler to the side of the bottle. Make sure the 0 of the ruler is level with the top of the water you added.

Refer to the diagram given above to make the rain gauge. After your instrument is ready, click a picture and stick here. Keep the gauge at home carefully till it is rainy season. You will measure the rains during rainy season and tabulate the data later when told. You can refer to Page.95 from Student Book.

OR

2. Making of a **wind vane**.

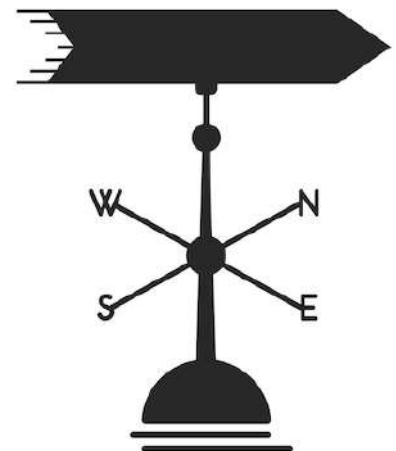
Go to the following link to make a wind vane

<https://www.youtube.com/watch?v=jHgHcuCRXmA>

After your instrument is ready, keep the vane in a balcony of your house carefully and take observations for one week and answer the question given below. You can refer to Page.96 from Student Book.

Did the wind always blow from same direction?

- Yes
- No



OR

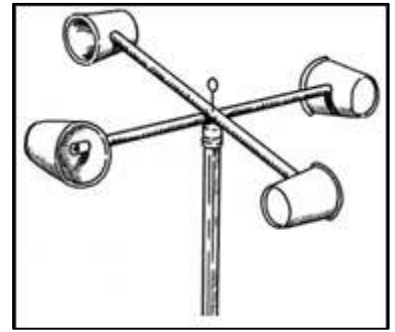
3. Making and testing an anemometer

Anemometer is a device that tell tells you how strong the wind is blowing.

Go to the following link to make your anemometer.

<https://www.youtube.com/watch?v=Af0LB3abBsk>

After you instrument is ready , keep the anemometer in the balcony of your house carefully and try to record the wind speed. You can refer to Page.97 from Student Book.



To measure the speed count how many times the meter spins in 10 seconds.

Assignment 2

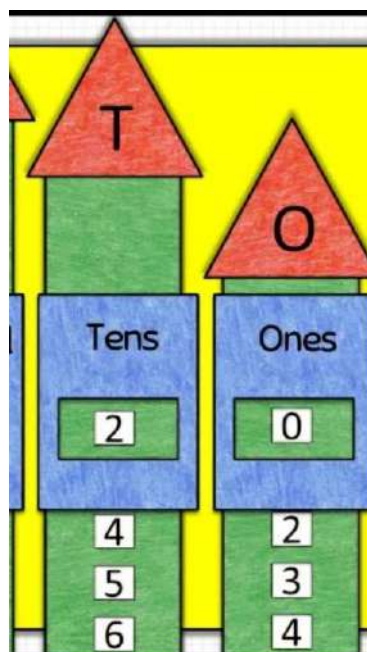
Cut and Paste **2 deciduous trees and 2 evergreen trees** in the notebook on the blank page.

Label the trees and write one sentence each on that tree on the ruled side of the notebook.

MATHS

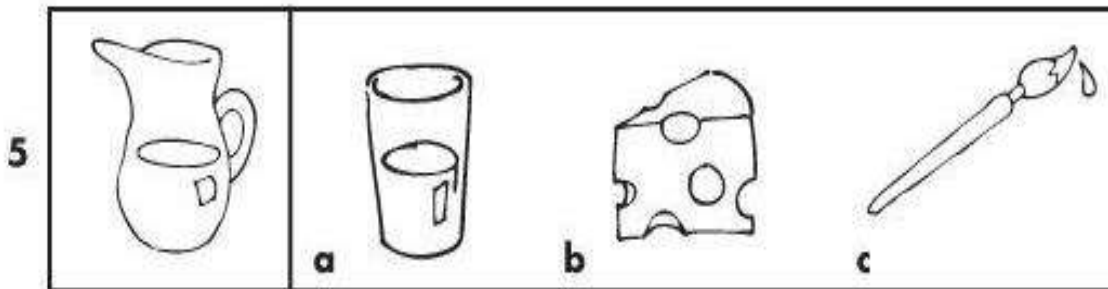
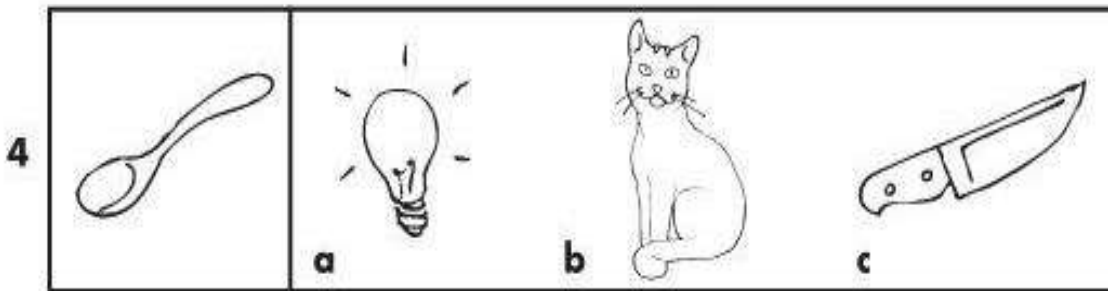
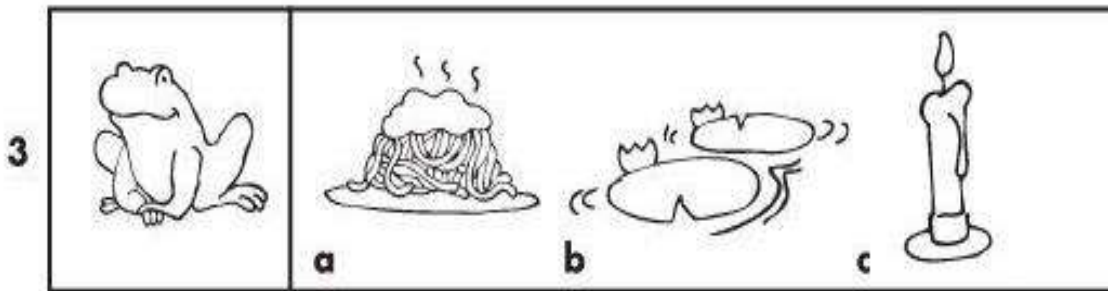
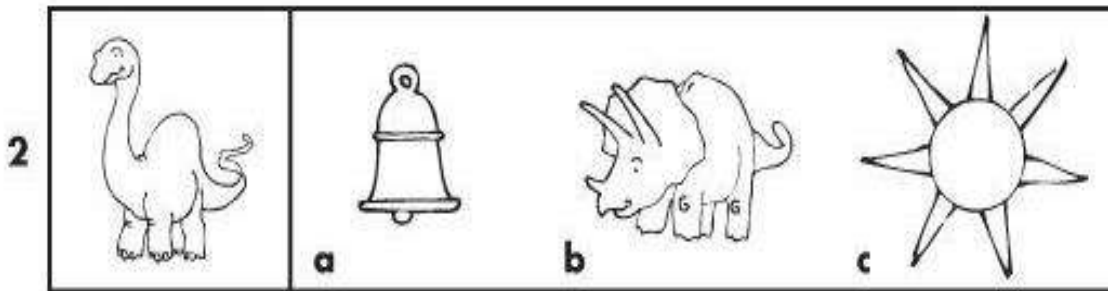
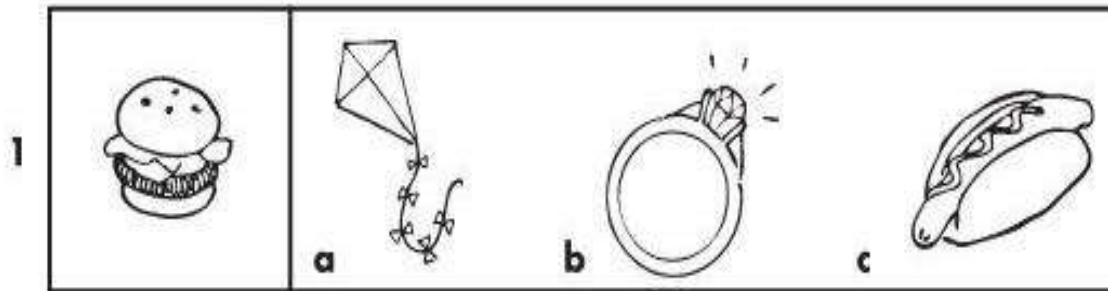
1) Regularly doing assignments on **Mindspark** will benefit the child by improving math proficiency.

2) Make a **working model of Place Value**. Refer to the below picture and the video link (<https://youtu.be/AU-q24rLjgk>) to understand how it will be done. This will be used as a TLM (learning aid) for children. **Marks will be given for MATH project based on this project for LC 1.**


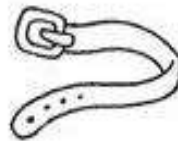




FUN TIME

Draw a circle around the picture that has something in common with the first picture.



1. Color the pictures.
2. Draw a red ○ around the animals.
3. Draw a blue X on the things with wheels.
4. Draw a green □ around things you can wear.
5. Draw a yellow △ around things you can eat.





Hopsalot Says:

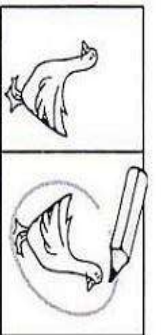


Roll pairs of different colored socks into balls. Tell your child to listen carefully as you give specific directions where to put the socks. Example: Put the green socks in the bottom drawer. Put the white socks on top of the dresser. Put the yellow socks underneath the dresser.

Find and circle 5 differences.



SPOT THE DIFFERENCE



*** END***

WhatsApp पर दिए गए PDF से कहानियाँ पढ़िए ।

Storyweaver.com से ऐसी ही अन्य कहानियाँ भी खोजकर पढ़िए ।



DC
EDUCATION SINCE 1870

Daly College, Jr. School, Indore


Class 1 A

गुब्बारे

गुब्बारों का लेकर ढेर,
देखो,आया है शमशेर।

हरे,बैंगनी,लाल,सफेद ,
रंगों के हैं कितने भेद।

कोई लंबा,कोई गोल,
लाओ पैसे ,लेलो मोल।



मुट्ठी में लो इनकी डोर,
इन्हें घुमाओ चारों ओर।

हाथों से दो इन्हें उछाल,
लेकिन छूना खूब सँभाल।

पड़ा किसी के ऊपर ज़ोर,
एक ज़ोर का होगा शोर।

गुब्बारा फट जाएगा,
खेल खत्म हो जाएगा।

कवि - हरिवंशराय बच्चन

सीखो

फूलों से नित हँसना सीखो,

भौरों से नित गाना।

तरु की झुकी डालियों से नित ,

सीखो शीश झुकाना।




सीख हवा के झोंकों से लो,

कोमल भाव बहाना।

दूध और पानी से सीखो,

मिलना और मिलाना।



सूरज की किरणों से सीखो,

जगना और जगाना।

लता और पेड़ों से सीखो,

सबको गले लगाना।

दीपक के जलने से सीखो,


अंधकार को हरना।

पृथ्वी से सीखो सब जीवों की,

सच्ची सेवा करना।

कवि - श्रीधर पाठक

दीवाली जगमग करती आती,
घर-घर है दीप जलाती,
एक-से-एक मिलते उपहार,
खुशहाली का है ये त्योहार।



दशहरा सत्य का त्योहार,
झूठ - जुल्म की होती हार,
रथ पर चढ़ राम जी आते,
रावण पर ढेरों तीर चलाते।


आता क्रिसमस का त्योहार,
लाता ईसा मसीह का प्यार,
ताकलॉज़ बॉटें उपहार,
मनाते बच्चे खुशियाँ अपार ।



होली अपना रंग बिखराए,
हर चेहरा रंगीन बनाए,
गली-गली बच्चों की टोली,
खेल रही मस्ती में होली ।



ईद जब भी आती है,
ढेरों खुशियाँ लाती है,
गले आपस में हम सब मिलते,
खा सेवइयाँ चेहरे खिलते।



सबसे सुंदर सबसे प्यारी,
माँ है मेरी बड़ी निराली ।
घर-आँगन की शोभा है ये,
जीवन-ज्योति जलाने वाली॥



घर के सारे काम ये करती,
प्यार हमें दिन-रात है करती।
कभी मारती गलती पर तो,
संग हमारे वह भी रोती ॥

माँ के बिन है जीवन अधूरा,
इसके बिन घर-आँगन सूना ।
ये तो है फूलों का वो चमन,
जिसे करता है ईश्वर भी नमन ॥



Five Little Bears

Five little bears sitting in a row.

The first one said,
“I can touch my toe.”



The second one said,
“I can wiggle my nose.”

The third one said,
“I can strike a pose.”

The fourth one said,
“I smell honey over there.”

The fifth one said,
“Let’s get some to share.”



But out came the bees
And they buzzed all around.
Sting! Sting! Sting!
Not a bear could be found!





Daly College, Jr. School, Indore

Class 1 B

Rainbow Romp

In a world of colours, wild and loud,
Twenty-four kids in a rainbow crowd.
Red like ketchup on a pizza feast,
Blue like giggles of a goofy beast.

Yellow, the sun, forgot its tan,
Green like aliens in a wacky plan.
Orange like pumpkins doing a dance,
Pink like flamingos in lively trance.


Purple, the grapes we love to much,
Turquoise like the sea at lunch.
Brown chocolate, oh, so sweet,
Grey like elephants with massive feet.

Rainbow laughter fills the air,
As twenty-four voices declare,
Colours are magic, colours are fun,
Reciting together, a rainbow spun.



Rabbit and Frog

I'm a little rabbit,
As cute as can be.
I once had no fur,
And now look at me!!
I like to eat plants,
And grasses and more.
Finding food, I like,
Is never a chore!!
I live in a burrow,
Under the ground.
Or sometimes in a rabbit hutch,
I can be found!!



I have a little frog,
His name is Tiny Tim.
I put him in the bathtub,
To see if he could swim!!
He drank up all the water,
And gobbled up the soap.
And when he tried to talk,
He had a bubble in his throat!!



A-Z

Ants on the apple a, a, a

Balls are bouncing b, b, b

Cats in the car c, c, c

Dogs are dancing d, d, d

Eggs on the elephant e, e, e

Five fat fish f, f, f

Grass is green g, g, g

Hands on head h, h, h

I am itching i, i, i

Jumping in jelly j, j, j

Kitty's kissing k, k, k

Lions like lemons l, l, l

Monkeys are mad m, m, m

Number nine n, n, n

Old orange octopus o, o, o

Pink pig's pool p, p, p

Queens are quiet qu, qu, qu

Rabbits running r, r, r

Snakes in the sun s, s, s

Tigers on tiptoes t, t, t

Up umbrellas up u, u, u

Vicent's violin v, v, v

Wash the windows w, w, w

Fox in a box x, x, x

7. Yolks are yummy y, y, y

Zebras in the zoo z, z, z

